



Globy Product Introduction
Video

GLOBY

AREAS OF APPLICATION

Building Entrances • Stairwells • Corridor • Balcony
Suitable for use in the areas requiring long-lasting and sensor lighting.



GLOBY WITH SENSOR

CEILING LUMINAIRE



PRODUCT SPECIFICATIONS

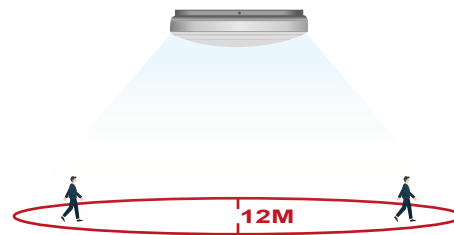
- Body** : Metal Body
- Optic Cover** : Opal PC Cover
- Driver** : 3N
- Led Chip** : Samsung, Osram, Seoul
- Input Voltage** : 220-240V/AC 50-60Hz
- Temperature Range** : -10°C~+40°C
- CRI** : CRI > 80
- IP Class** : IP40
- Motion Sensor** : Lighting and Range Adjustable
- Options** : Color Temperature : 3000K/4000K/6500K
Flat/Oval Body



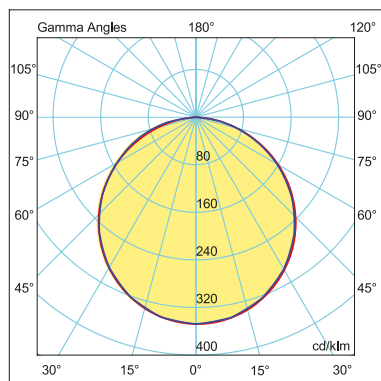
WITH RADAR
SENSOR



DAYLIGHT
SENSOR

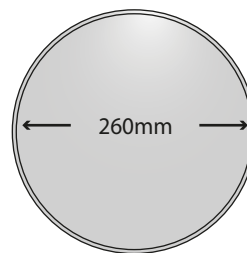


PHOTOMETRIC DISTRIBUTION



180.0 — 0.0 η : 100.00%
270.0 — 90.0

TECHNICAL DRAWING



FLAT



OVAL



PRODUCT SPECIFICATIONS

Item Code	Power (W)	Luminaire Lumen (lm)	Color Temperature (K)	Efficiency (lm/W)	Dimensions (LxWxH)	Qty/Carton	Carton Size (LxWxH)	G.W/Carton
LGL10.018 OVAL	18W	1.800	3000/4000/6500	100lm/W	260x83mm	1	280x88x280mm	533 gr
LGL10.018 FLAT	18W	1.800	3000/4000/6500	100lm/W	260x83mm	1	280x88x280mm	533 gr

*3N Company has the right to make any changes it deems necessary without prior notice.
*Technical data has a tolerance of $\pm 10\%$.