



MODI

AREAS OF APPLICATION

Building Entrances • Stairwells • Corridor • Balcony
Suitable for use in the areas requiring long-lasting and sensor lighting.




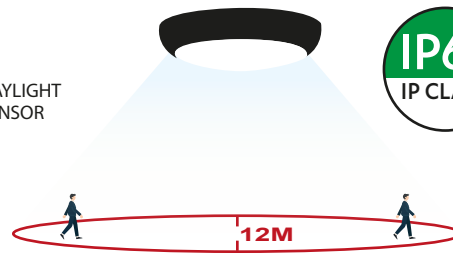
MODI SENSOR/KIT

CEILING LUMINAIRE



PRODUCT SPECIFICATIONS

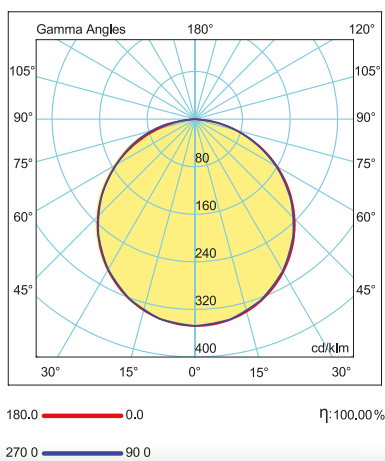
Body	: ABS Body
Optic Cover	: Opal PC
Driver	: 3N
Led Chip	: Samsung, Osram, Seoul
Input Voltage	: 220-240V/AC 50-60Hz
Temperature Range	: -10°C~+40°C
CRI	: CRI > 80
IP Class	: IP65
Motion Sensor	: Lighting and Range Adjustable
Emergency Run Time	: 1 Hour
Battery&Charging Time	: 3.6V - 2000mAh Li-Ion / 24 Hour
Options	: Color Temperature: 3000K/4000K/6500K White/Black Body



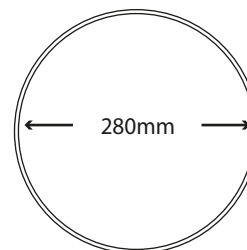
BLACK

WHITE

PHOTOMETRIC DISTRIBUTION



TECHNICAL DRAWING



PRODUCT SPECIFICATIONS

Item Code	Power (W)	Luminaire Lumen (lm)	Color Temperature (K)	Efficiency (lm/W)	Dimensions (LxWxH)	Qty/Carton	Carton Size (LxWxH)	G.W/Carton
LGL30.018	18W	1.500	3000/4000/6500	90lm/W	280x90mm	-	-	-

*3N Company has the right to make any changes it deems necessary without prior notice.
*Technical data has a tolerance of ± 10%.