



# T8 LED TUBE

## AREAS OF APPLICATION

Shops • Cafes • Restaurants • Parking Lots • Offices • Training Halls • Hospitals  
 • Hangars • Warehouses • Factories • Facilities • Sports Facilities  
 Suitable for use in the areas requiring long-lasting and high lumen lighting.



# T8 LED TUBE SMART/MOTION SENSOR

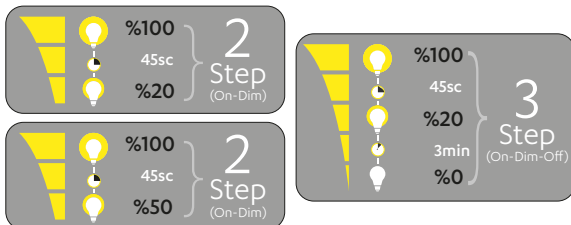
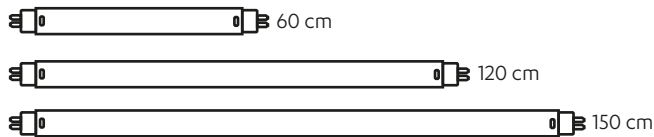


## PRODUCT SPECIFICATIONS

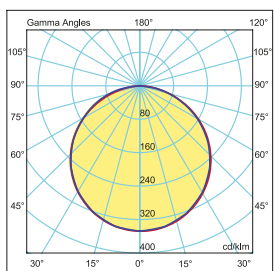
<b>Body</b>	: Alu Body / PC Cover
<b>Optic</b>	: Opal PC Diffuser
<b>Driver</b>	: 3N
<b>Led Chip</b>	: Osram-Samsung-Seoul
<b>Input Voltage</b>	: 220-240V/AC 50-60Hz
<b>Temperature Range</b>	: -10°C~+40°C
<b>CRI</b>	: CRI > 80
<b>IP Class</b>	: IP40
<b>Options</b>	: Color Temperature: 3000K/4000K/6500K Emergency Kit - Single Side - Double Side

**SYNCHRONOUS**


**130**  
LM/W



### PHOTOMETRIC DISTRIBUTION



### TECHNICAL DRAWING



600mm	A=588mm	B=603mm	C=Ø25.8 mm
1200mm	A=1198mm	B=1213mm	C=Ø25.8 mm
1500mm	A=1498mm	B=1513mm	C=Ø25.8 mm

## PRODUCT SPECIFICATIONS

Item Code	Power (W)	Luminaire Lumen (lm)	Color Temperature (K)	Efficiency (lm/W)	Dimensions (LxWxH)	Qty/Carton	Carton Size (LxWxH)	G.W/Carton
LFL20.009	9W	1.200	3000/4000/6500	130 lm/W	600x25.8mm	40	1260x180x140mm	5.20 kg
LFL20.018	18W	2.400	3000/4000/6500	130 lm/W	1200x25.8mm	20	1260x180x140mm	6.10 kg
LFL20.024	24W	3.200	3000/4000/6500	130 lm/W	1500x25.8mm	40	1580x200x320mm	14.20 kg

\*3N Company has the right to make any changes it deems necessary without prior notice.  
\*Technical data has a tolerance of ± 10%.